

FT2267/2



THREADED CARTRIDGE MOUNTED DOUBLE-ACTING CONTROL VALVES

They allow for regulation of flow in both directions.

On request

- Knob in ABS (mp)

dimensions

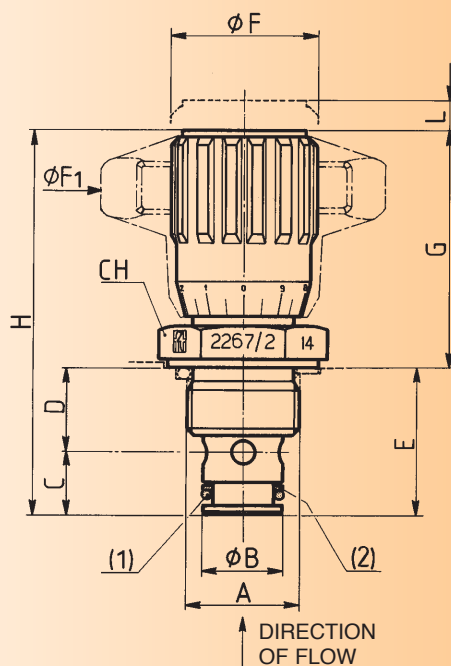
Type	A UNI4534	ØB	C	D	E	ØF	ØF1	G	H	L	CH	Weight kg
18	M15x1	12	9,3	11,2	20,5	22	40	35	55,5	5	22	0,064
14	M20x1,5	14	11	15,5	26,5	27	50	42,5	68,5	7	27	0,125
38	M20x1,5	16	13	17,5	30,5	33	70	48,5	78,5	9	27	0,180
12	M27x2	19	15,5	24,5	40	38	80	56	96	10,5	32	0,305
34	M33x2	27	18	26	44	47	100	63,5	109	13	41	0,580
100	M42x2	35	22	30,5	52,5	58	120	82	134,5	20	50	1,185
112	M52x2	45	31,5	33	64,5	58	120	85	148	25	60	1,6

materials

Body	AISI 316 stainless steel
Needle	AISI 316 stainless steel
OR	Viton
Antiextrusion ring	PTFE
Handwheel	GD Al Si 12 - UNI 5706
Handwheel (mp)	ABS

example for ordering

Code	Type	Plastic handwheel
FT 2267/2	12	mp



technical data


Type	Port section sq. cm	Max. working pressure bar	Min. burst. pressure bar	Working temp. °C	Filtrazion grade µm
18	0,12	320	1300	-20° / +130 °C	25
14	0,19	320	1300	-20° / +130 °C	25
38	0,39	320	1300	-20° / +130 °C	25
12	0,68	320	1300	-20° / +130 °C	25
34	1,13	320	1300	-20° / +130 °C	25
100	2,09	320	1300	-20° / +130 °C	25
112	3,14	320	1300	-20° / +130 °C	25

kit of seals for seat

Tipo	OR	BK
18	2018	2018
14	2021	2021
38	108	108
12	2043	2043
34	115	115
100	123	123
112	128	128

kit of seals for needle

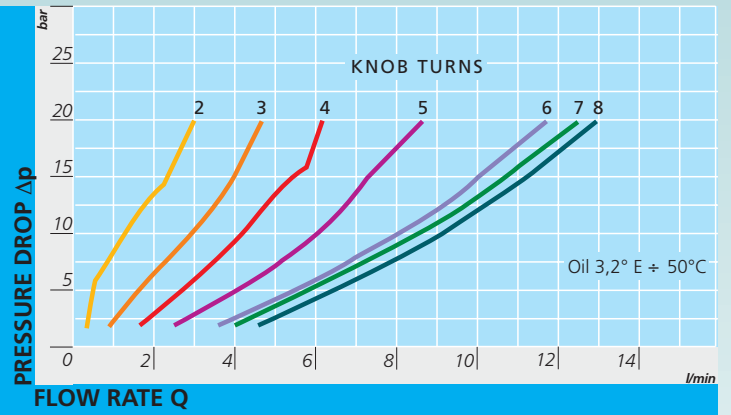
Tipo	1(OR)	2(BK)
18	108	FT 2267/2-022.00.1-18
14	2043	FT 2267/2-022.00.1-14
38	2050	FT 2267/2-022.00.1-38
12	2062	FT 2267/2-022.00.1-12
34	130	FT 2267/2-022.00.1-34
100	3118	FT 2267/5-022.00.1-34
112	4187	FT 2267/5-022.00.1-100



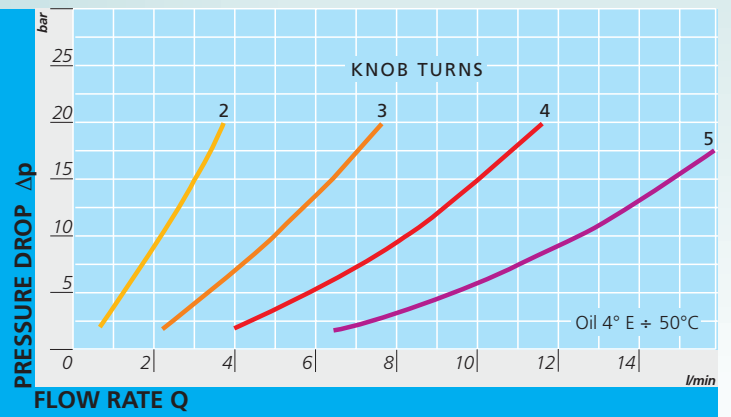
flowrate



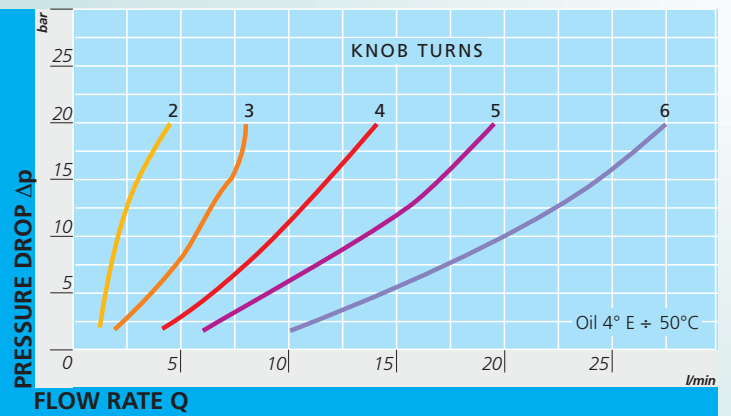
FT 2267/2 - 18



FT 2267/2 - 14

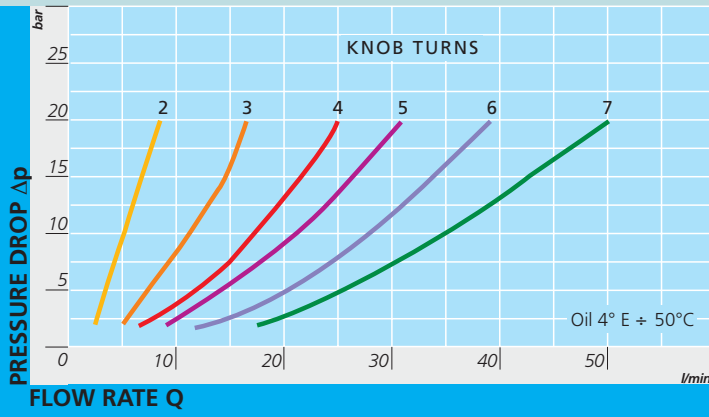


FT 2267/2 - 38

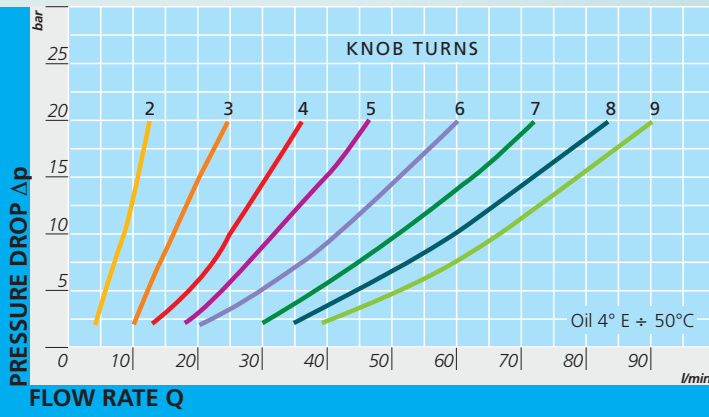


curves

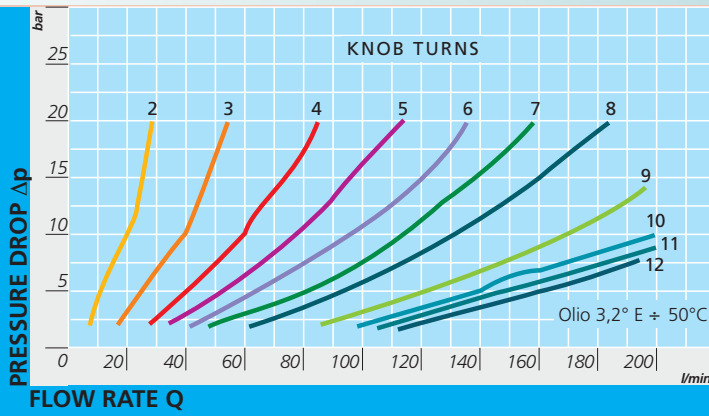
FT 267/2 - 12



FT 2267/2 - 34



FT 2267/2 - 100



FT 2267/2-112

